

FACT SHEET As of 3/31/25

FALLING U.S. DOLLAR PROFUND

Fund objective

Falling U.S. Dollar ProFund seeks daily investment results, before fees and expenses, that correspond to the daily performance of the basket of currencies included in the U.S. Dollar Index.

Fund details

Inception Date	02/17/2005
Investor Class Symbol	FDPIX
Service Class Symbol	FDPSX
Investor Class Cusip	74318A190
Service Class Cusip	74318A182
Investor Class Gross Expense Ratio	5.55%
Service Class Gross Expense Ratio	6.55%
Investor Class Net Expense Ratio ¹	1.78%
Service Class Net Expense Ratio ¹	2.78%
Limit on Exchange	None

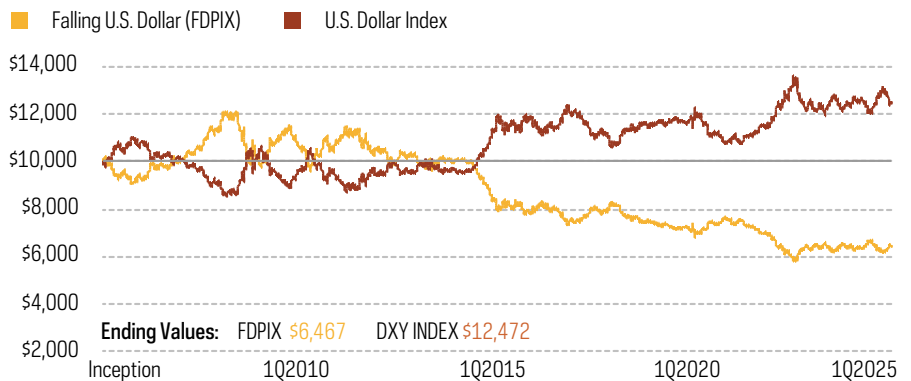
Fund performance and index history²

The Falling U.S. Dollar ProFund (the "Fund") seeks daily investment results, before fees and expenses, that correspond to the daily performance of the basket of currencies included in the U.S. Dollar Index (the "Benchmark"). Accordingly, as the value of the U.S. dollar depreciates versus the Benchmark, the performance of the Fund increases. As the value of the U.S. dollar appreciates versus the Benchmark, the performance of the Fund declines.

	1Q 2025	Year to Date	1-Year	5-Year	10-Year	Fund Inception
Investor Class NAV Total Return	4.24%	4.24%	1.21%	-1.78%	-2.13%	-2.14%
Service Class NAV Total Return	3.99%	3.99%	0.26%	-2.74%	-3.07%	-3.10%
U.S. Dollar	-3.94%	-3.94%	-0.32%	1.02%	0.58%	1.11%

Periods greater than one year are annualized.

Growth of \$10,000



Past performance does not guarantee future results. The performance data quoted represents past performance and current returns may be lower or higher. The investment return and principal value of an investment will fluctuate so that an investor's shares, when redeemed, may be worth more or less than the original cost. Performance data current to the most recent month-end is available at Profunds.com or by calling 1-888-776-3637.

For standardized returns year-to-date, and as of the most recent calendar quarter-end, and annualized month-end, see performance. Returns include the reinvestment of dividends and capital gains.

¹Contractual waiver effective until November 30, 2025. Without such a waiver of fees, the total returns would have been lower.

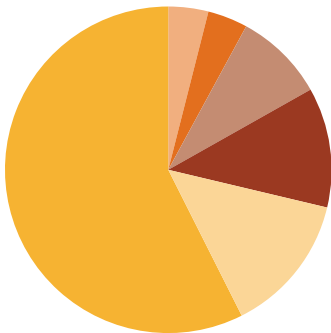
²All data, unless otherwise noted, is as of 12/31/2024, and for Investor Class Shares only. Holdings and other data are subject to change.

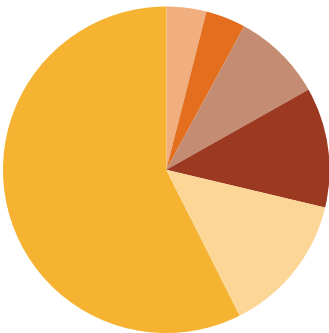
Index description

The Index measures the performance of the U.S. dollar against a basket of six major world currencies. These currencies are: euro, Japanese yen, British pound, Canadian dollar, Swedish krona and Swiss franc. It is not possible to invest directly in an index.

Top Currencies

	Weights ³
EUR	57.60%
JPY	13.60%
GBP	11.90%
CAD	9.10%
SEK	4.20%
CHF	3.60%





International investments may involve risk from unfavorable fluctuations in currency values, differences in generally accepted accounting principles, and from economic or political instability.

This fund invests substantially in financial instruments linked to the performance of currencies, such as swap agreements, forward contracts, and futures and options contracts, which may be subject to greater volatility than investments in traditional securities. Certain of these financial instruments will also subject the Fund to counterparty risk and credit risk, which could result in significant losses for the Fund. There are additional risks due to debt, inflation and interest rates, investment activity, and global political and economic concerns.

Many ProFunds routinely employ leveraged investment techniques that magnify gains and losses, and result in greater volatility in value. Each geared (leveraged or inverse) ProFund seeks a return that is a multiple (e.g., 2x, -1x) of the return of an index or other benchmark (target) **for a single day**. Due to the compounding of daily returns, geared ProFunds' returns over periods other than one day will likely differ in amount and possibly direction from the target return for the same period. These effects may be more pronounced in funds with larger or inverse multiples and in funds with volatile benchmarks. Investors should monitor their ProFunds holdings consistent with their strategies, as frequently as daily. For more on risks, please read the prospectus.

ProFunds are not suitable for all investors because of the sophisticated techniques the funds employ. Investing involves risk, including the possible loss of principal. ProFunds entail certain risks, including risk associated with the use of derivatives (swap agreements, futures contracts and similar instruments), imperfect benchmark correlation, leverage and market price variance, all of which can increase volatility and decrease performance. For more on correlation, leverage and other risks, please read the prospectus. There is no guarantee any ProFund will achieve its investment objective.

All ProFunds are subject to active investor risk. There are no restrictions on the size and frequency of trades and no transaction fees. The frequent exchanges our policies permit can decrease performance, increase expenses and cause investors to incur tax consequences.

The "U.S. Dollar Index[®] " is a trademark of ICE Data Indices, LLC ("IDI") and has been licensed for use by ProFunds. ProFunds have not been passed on by IDI as to their legality or suitability. ProFunds based on IDI indexes are not sponsored, endorsed, sold or promoted by IDI or its affiliates, and they make no representation regarding the advisability of investing in ProFunds, or the ability of the index to track general financial market performance. **THIS ENTITY AND ITS AFFILIATES MAKE NO WARRANTIES AND BEAR NO LIABILITY WITH RESPECT TO PROFUNDS, AND HEREBY EXPRESSLY DISCLAIM ALL WARRANTIES OF MERCHANTABILITY OR FITNESS FOR A PARTICULAR PURPOSE WITH RESPECT TO THE IDI INDEX OR ANY DATA INCLUDED THEREIN. IN NO EVENT SHALL THIS ENTITY OR ITS AFFILIATES HAVE ANY LIABILITY FOR DAMAGES (INCLUDING LOST PROFITS), EVEN IF NOTIFIED OF THE POSSIBILITY OF SUCH DAMAGES.**

Carefully consider the investment objectives, risks, charges and expenses of ProFunds before investing. A prospectus or summary prospectus with this and other information may be obtained at Profunds.com or by calling 1-888-776-3637. Read them carefully before investing.

³Sum of weightings may not equal 100% due to rounding.
ProFunds are distributed by ProFunds Distributors Inc.© 2024